




for a greener tomorrow



**MITSUBISHI
ELECTRIC**

Changes for the Better

FACTORY AUTOMATION



INDUSTRIAL SEWING MACHINES PLK-J6040R

Next-generation Sewing **J**



**GOOD
DESIGN**



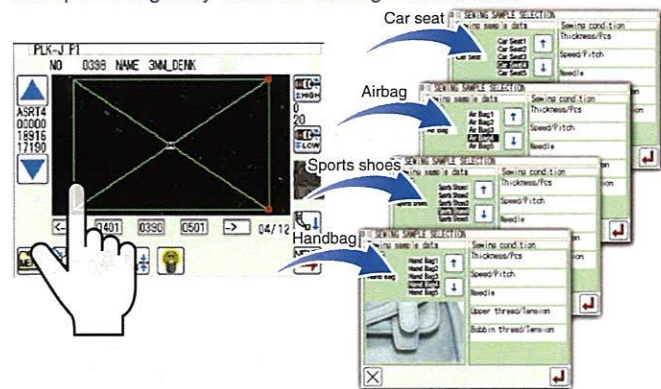


The evolution of future sewing

Everything to improve usability

Simple set-up with just one touch

Farewell complicated procedures for satisfied stitch
Basic settings can be re-called with just one touch
Set-up time is greatly saved for running time increase.



Optimum Pressor foot motion

Newly developed pressor foot motion control
Free adjustment optimizes stitch quality to sew a wide range of applications with various types of materials and thicknesses.

So fast, so accurate

World's fastest sewing speeds achieved
Seams with long or curved stitches are sewn quickly with high quality.
* 3.0mm stitch length : 2,300rpm (Intermittent feed)

Leave tension adjustment to the sewing machine

Digital tension control as standard
Suitable digital thread tension is automatically controlled by stitch direction.

Sewing machines equipped with "Pokayoko" to prevent human error

Materials thickness confirmation function ensures proper material layers before sewing starts
Lubrication amount and interval digitally controlled to prevent missed stitch and excessive oil.

Quality assurance from quality control

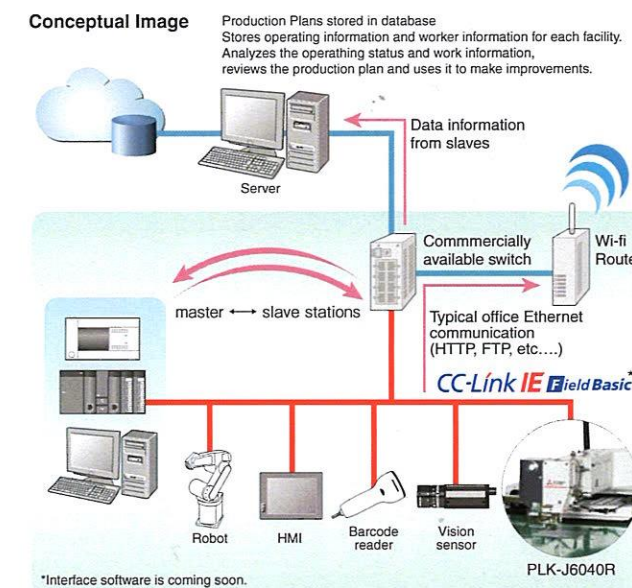
Skipped stitch and thread breakage detection as standard
The history and condition of every stitch can be transferred to storage device for future traceability.

Superior energy savings

Less vibration + Less noise = Less power consumption
Even operating at high speeds and using a large sewing area, the PLK-J6040R consumes less power than the PLK-G6030R.

Next-generation IT factory management

Integrated FA-IT solutions driven by Mitsubishi Electric **e-F@ctory**
e-F@ctory enables visualization of operating status through enhanced communication functions, contributing to flexible factory management. The best partner for sewing machines and other Mitsubishi Electric FA products.



Easy maintenance!
New arm-shaped (design patent pending), glass epoxy slide plate




The bobbin can be replaced from the top



Easy to see operations and simple 6.5-inch color operation panel

Accomplishment of productivity and power consumption



Higher speeds and larger sewing area.
Power consumption cut by 25% compared to previous machines.

Specifications

Item	Model	PLK-J6040R
Stitching style		Single-needle lockstitch
Hook		Double-size rotary hook
Needle		DP×17 #18
Sewing area (X x Y)		600mm x 400mm
Max. speed ^{*1}		Intermittent: 2,300rpm Continuous : 2,500rpm
Feeding system		Intermittent or Continuous (switchover method)
Stitch length		0.1 to 20.0mm (min. resolution 0.1mm)
Max. stitches		20,000/pattern
Max. patterns		9,000 ^{*2}
Memory medium		USB flash memory (not included with sewing machine)
Upper shaft motor		Mitsubishi Electric 750W direct servo motor
Lower shaft motor		Mitsubishi Electric 400W direct servo motor
Work holder		Chucking system
Presser foot drive		Direct drive by stepping motor
Presser foot lift stroke		18.0mm(max. 24.0mm) variable in 0.1mm step
Presser foot stroke		Digital adjustment stroke: 0.0 to 10.0mm
Upper thread tensioner		Manual/Automatic/Setting on pattern (switchover)
Oil lubrication		Spray method: Spray time adjustment
Operation panel		6.5-inch color LCD touch panel with USB port
External device		Terminal I/O: 16input , 16output
Interface		Ethernet ^{*3} Future support , USB port
Barcode reader		Supports USB barcode reader
Programmable controller		Original step sequence function
Outline dimensions		1,350 x 1,570 x 1,205mm (WxDxH)
Mass		440kg
Power supply		200 to 240V single-phase/three-phase 380 to 415V(optional unit required)

*1:Sewing speed may be limited by the type of sewing material, presser weight and stitch length, etc.

*2:The max. patterns may be limited depending on the number of stitches of each pattern in the memory.

*3:Ethernet is a trademark of Fuji Xerox Co., Ltd.



Safety Precaution

To ensure safe and proper use of the products in this document, please make sure to read the relevant instruction manuals and technical notes before use.

Note: Be sure to confirm the details of the warranty when making a purchase.

MITSUBISHI ELECTRIC CORPORATION

FACTORY AUTOMATION SYSTEMS
Tokyo Building, 2-7-3 Marunouchi, Chiyoda-ku, Tokyo 100-8310, JAPAN
<http://www.mtco-web.co.jp/misin/english/index.html>



Tre C s.n.c.
di Busnardo Davide & C.

ITALY - 36065 CASONI DI MUSSOLENTE (VI)
Via Papa Giovanni XXIII, 70
Tel. +39 0424 572001 - Fax +39 0424 572364
www.3cbusnardo.com - 3c@nsoft.it